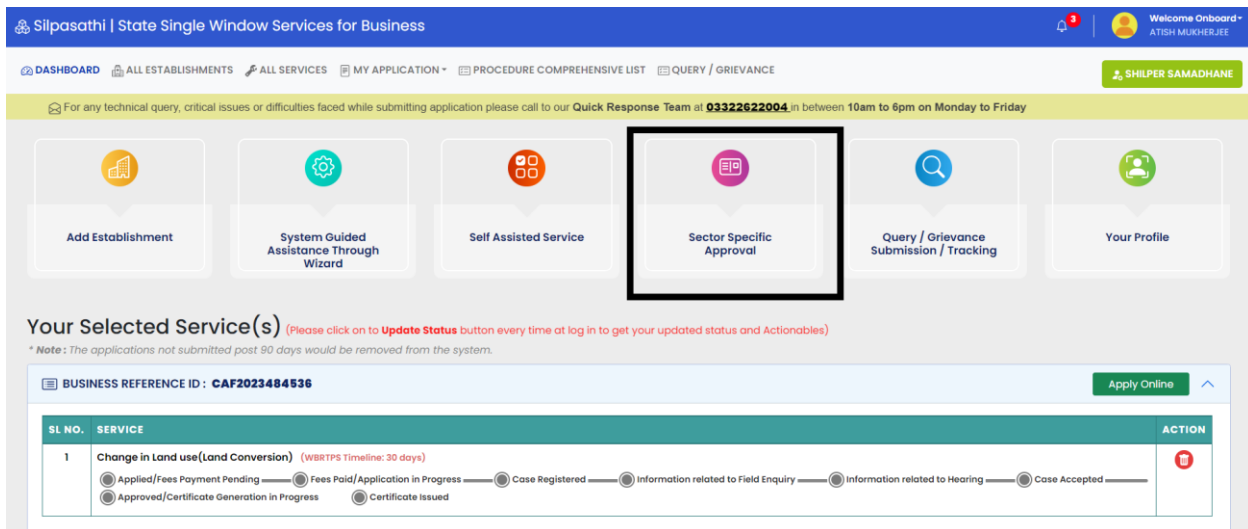


## Apply For Green Fire Cracker Manufacturing License

To obtain the No Objection Certificate (NOC) for commencement of construction (pre-construction), please follow the following steps:

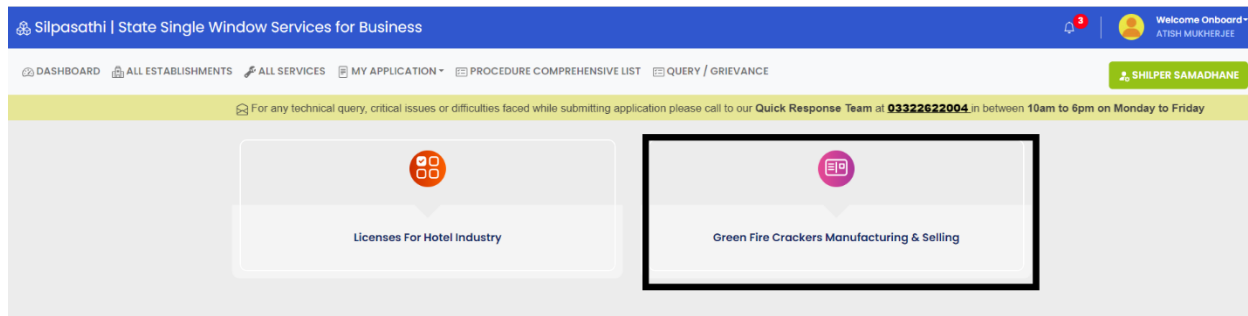
1. If you are an existing Silpasathi User, please click on apply online button. If you are a new User, yet to register for Silpasathi, kindly click on the “**Create new**” link from the Silpasathi Login Page
2. After completion of registration in Silpasathi (if applicable), kindly login with the user credentials from the Silpasathi Login Page.
3. After logging on to Silpasathi, please click on “Sector Specific Module” tab in the Dashboard as shown in the image below:



The screenshot shows the Silpasathi dashboard with the following elements:

- Header: Silpasathi | State Single Window Services for Business
- Navigation: DASHBOARD, ALL ESTABLISHMENTS, ALL SERVICES, MY APPLICATION, PROCEDURE COMPREHENSIVE LIST, QUERY / GRIEVANCE
- User: SHILPER SAMADHANE
- Message: For any technical query, critical issues or difficulties faced while submitting application please call to our Quick Response Team at 03322622004 in between 10am to 6pm on Monday to Friday
- Service Cards: Add Establishment, System Guided Assistance Through Wizard, Self Assisted Service, **Sector Specific Approval** (highlighted), Query / Grievance Submission / Tracking, Your Profile
- Your Selected Service(s): Change in Land use(Land Conversion) (WBRTPS Timeline: 30 days)
- Progress: Applied/Fees Payment Pending, Fees Paid/Application in Progress, Case Registered, Information related to Field Enquiry, Information related to Hearing, Case Accepted, Approved/Certificate Generation in Progress, Certificate issued
- Apply Online button

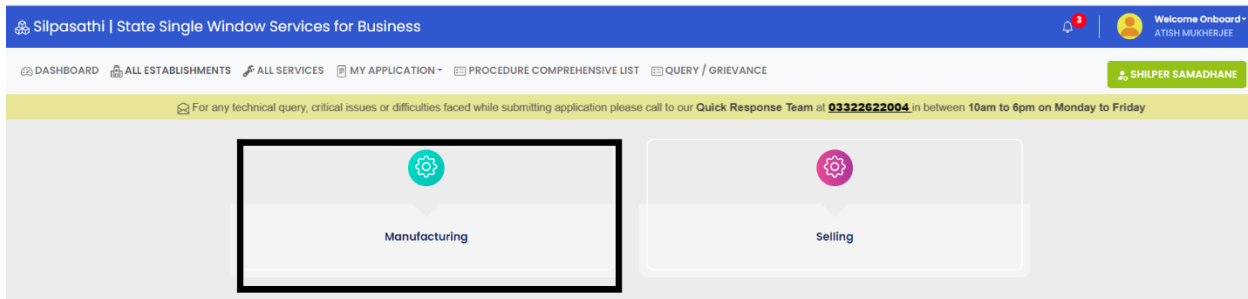
4. Next, please click on Green Fire Crackers Manufacturing and Selling tab as shown in the image below:



The screenshot shows the Silpasathi dashboard with the following elements:

- Header: Silpasathi | State Single Window Services for Business
- Navigation: DASHBOARD, ALL ESTABLISHMENTS, ALL SERVICES, MY APPLICATION, PROCEDURE COMPREHENSIVE LIST, QUERY / GRIEVANCE
- User: SHILPER SAMADHANE
- Message: For any technical query, critical issues or difficulties faced while submitting application please call to our Quick Response Team at 03322622004 in between 10am to 6pm on Monday to Friday
- Service Cards: Licenses For Hotel Industry, **Green Fire Crackers Manufacturing & Selling** (highlighted)

5. Next, please click on Manufacturing tab as shown in the image below:



The screenshot shows the Silpasathi dashboard with the following elements:

- Header: Silpasathi | State Single Window Services for Business
- Navigation: DASHBOARD, ALL ESTABLISHMENTS, ALL SERVICES, MY APPLICATION, PROCEDURE COMPREHENSIVE LIST, QUERY / GRIEVANCE
- User: SHILPER SAMADHANE
- Message: For any technical query, critical issues or difficulties faced while submitting application please call to our Quick Response Team at 03322622004 in between 10am to 6pm on Monday to Friday
- Service Cards: **Manufacturing** (highlighted), Selling

6. Next, please click on Fire Cracker Manufacturing License (Pre-Construction) as shown in the image below and click on apply:

The screenshot shows the Silpasathi portal interface. At the top, there is a navigation bar with 'DASHBOARD', 'ALL ESTABLISHMENTS', 'ALL SERVICES', 'MY APPLICATION', 'PROCEDURE COMPREHENSIVE LIST', and 'QUERY / GRIEVANCE'. A user profile is visible in the top right corner with the name 'SHILPER SAMADHANE'. Below the navigation bar, there is a message: 'For any technical query, critical issues or difficulties faced while submitting application please call to our Quick Response Team at 03322622004 in between 10am to 6pm on Monday to Friday'. The main heading is 'Select any one Industry Service' with a 'System Guided Assistance Through Wizard' button. A table lists services with columns for 'DEPARTMENT/DIRECTORATE/OTHERS' and 'SERVICE NAME'. The first entry is 'Green Fire Cracker' with 'Fire Cracker Manufacture License (Pre-Construction)'. The second entry is 'Green Fire Cracker' with 'Fire Cracker Manufacture License (Post-Construction)'. The first entry is selected with a checked checkbox. Below the table, there is a 'Showing 1 to 2 of 2 entries' message and 'Previous 1 Next' navigation. An 'Apply' button is at the bottom right.

7. After that, the selected service would be added to your dashboard and a CAF (Common Application Form) ID would be generated as shown in the image below:  
8. Next, please click on apply online as shown in the image below:

The screenshot shows the Silpasathi portal interface. At the top, there is a navigation bar with 'Silpasathi | State Single Window Services for Business' and a user profile with the name 'ATISH MUKHERJEE'. Below the navigation bar, there is a message: 'Service Added Successfully'. A dashboard with six service tiles is shown: 'Add Establishment', 'System Guided Assistance Through Wizard', 'Self Assisted Service', 'Sector Specific License', 'Query / Grievance Submission / Tracking', and 'Your Profile'. Below the dashboard, there is a heading 'Your Selected Service(s)' with a note: '(Please click on to Update Status button every time at log in to get your updated status and Actionables)'. A note below reads: '\* Note: The applications not submitted post 90 days would be removed from the system.' The main heading is 'BUSINESS REFERENCE ID : CAF2023501014'. A table lists services with columns for 'SL NO.', 'SERVICE', and 'ACTION'. The first entry is '1' with 'Fire Cracker Manufacture License (Pre-Construction) (WBRTPS Timeline: 15 days)'. The table shows a progress bar with steps: 'Application Submitted', 'Back for Correction (if Applicable)', 'DM Forwarded to SDO', 'SDO Forwarded For Inspection', 'Inspection In Process', and 'Inspection Completed'. An 'Apply Online' button is highlighted with a red box in the top right corner of the table.

9. In the next step, please fill in application form and submit for approval.